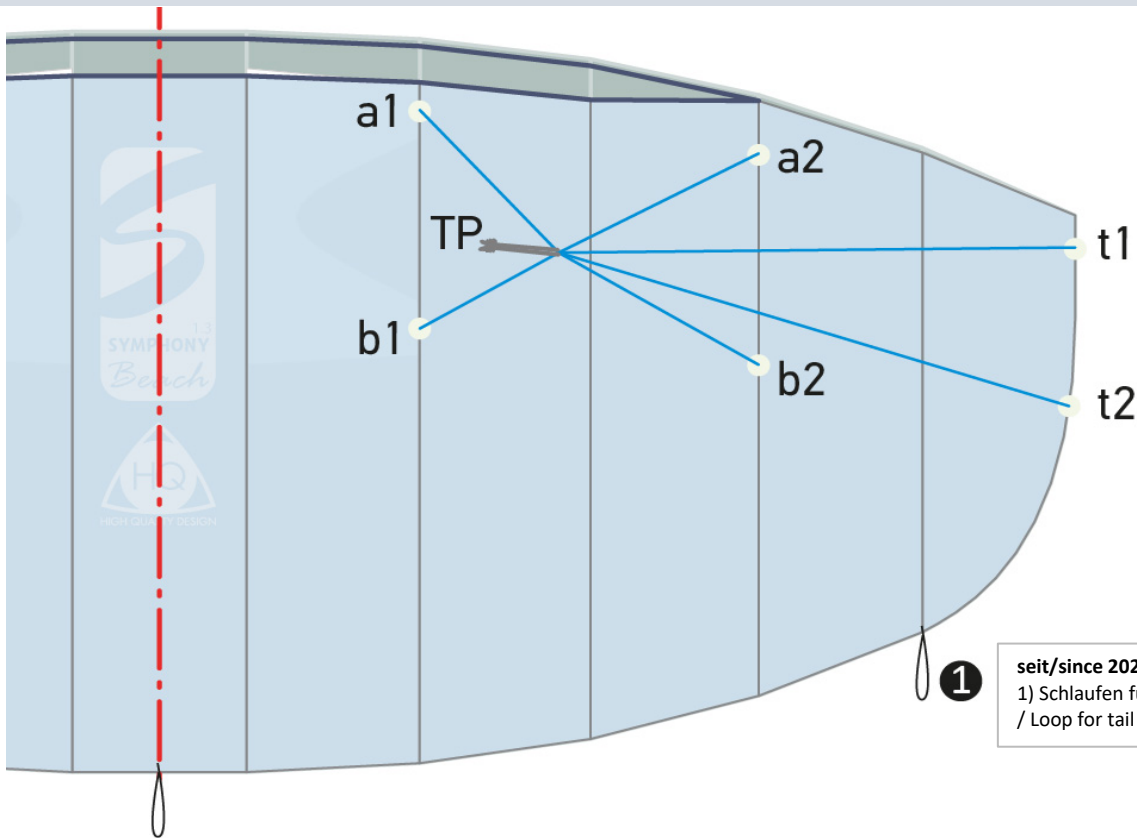


Waageschema | Bridlescheme



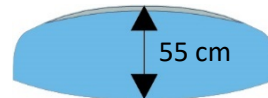
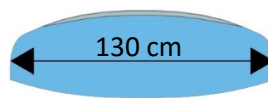
seit/since 2021
 1) Schlaufen für Schwanzbefestigung / Loop for tail attachment

braided polyester 500D*8 | 25 kp | white

Waagemaße | Bridle Dimensions

Waageleine Bridleline	Länge Length	[mm]
a1	590	
a2	465	
b1	605	
b2	490	
t1	295	
t2	350	

TP (Tow Point) ø1.8 mm 70 kp cored polyester / red on left side, black on right side



Spannweite | Wingspan 130 cm
Höhe | Height 55 cm
Fläche | Sail area 0,60 m²
Windbereich | Windrange 2-6 Bft. (10-49 km/h, 6-31 mph)

Segelmaterial | sailmaterial

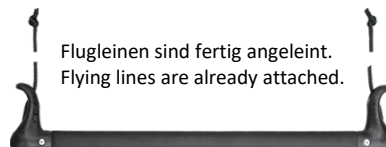
Oberrseite | upper skin: 70D Ripstop Polyester
 Unterseite | lower skin: 70D Ripstop Polyester
 Profile | ribs: 70D Ripstop Polyester | white
 V-Profil | v-rips: 70D Ripstop Polyester | white

Flugleinen | Flying lines

Polyester 45 daN / 2 x 25 m / knotted loops

Accessories

Tasche / Anleitung / Hang Tag / Controlbar (45 cm) mit Flugleinen
 Bag / Manual / Hang Tag / Controlbar (45 cm) with flyinglines



Flugleinen sind fertig angeleint.
 Flying lines are already attached.

